




WSD-III AUTO-WATER SUPPLY DEVICE

INSTRUCTION MENU



1 Product introduction

Thank you for using VRN Auto-water supply device. Please read the following instruction of installation carefully before use this product. In order to ensure the proper function of this product, please follow the instruction for operation.

2 The connection between Auto-water supply device and scaler

2.1 The water bottle installation

Fill up the purified water into water bottle, tighten the cap of bottle. Then install the bottle into main unit tightly.

2.2 Water route connection

Using the water tube which has 2 connectors on each side, connect the outlet from Auto-water supply device and inlet from scaler.

2.3 Power connection

Connect the 12 VDC power adapter to the power socket of Auto-water supply device (there are 2 power sockets on the main unit, choose any

of it as convenient)

2.4 Turn on the power

Turn on the power switch, the power indicator on the main unit is on, then the device starts to supply the water.

3 Specification

Input: 12~30V 0.5A

Water Input: 0.02MPA

Net weight: 600g

Size: 190mm * 150mm * 80mm

Working temperature: 5~40°C

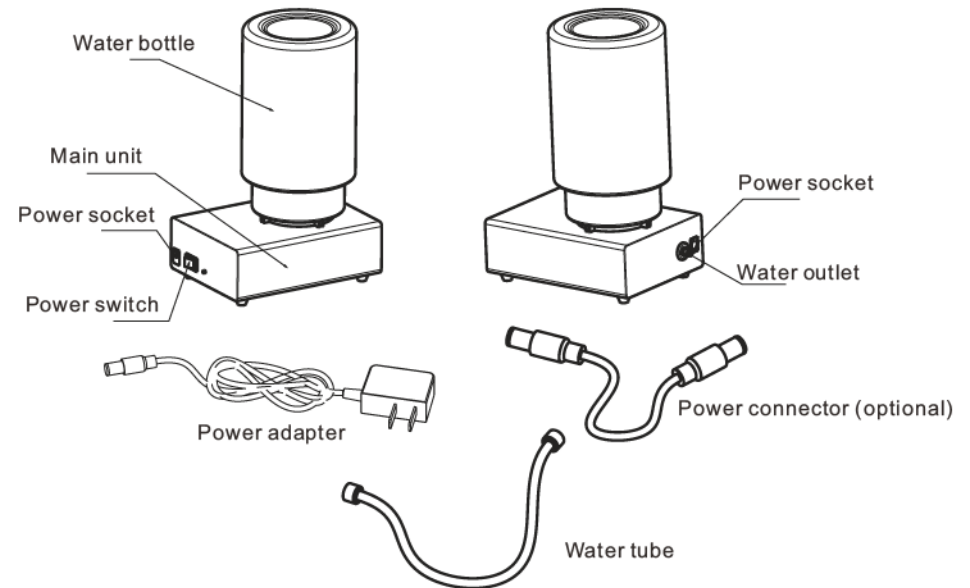
Storage temperature: 0~50°C

4 Use and maintenance

Please use the purified water or hydrogen peroxide, chlorhexidine, sodium hypochlorite in order to avoid the water route clogged.

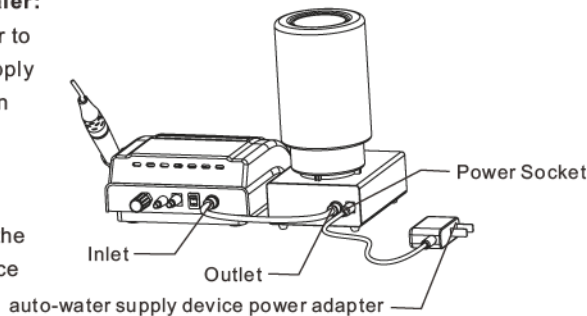
Turn off the power switch when it is in idle.

PACKING LIST



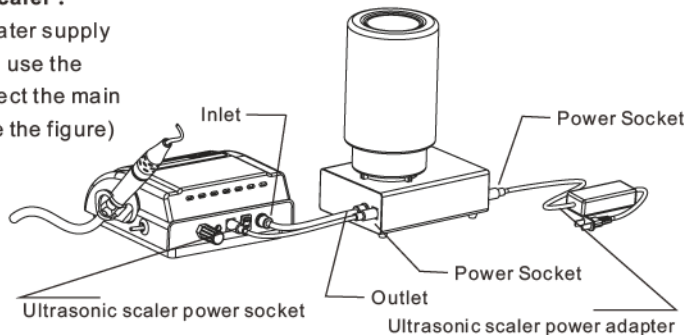
A. Connection with other brand scaler:

- Connect the 12 VDC power adapter to the power socket of Auto-water supply device (there are 2 power socket on the main unit, choose any of it as convenient).
- Using the water tube which has 2 connectors on each side, connect the outlet from Auto-water supply device and inlet from scaler.



B. Connection with VRN scaler :

- After connect the Auto-water supply device to the VRN scaler, use the power connector to connect the main unit and VRN scaler. (see the figure)



CERTIFICATE

Guilin Veirun Medical Technology Co., Ltd.
Building B, Information Industrial Park D-07, National High-Tech Zone,
Guilin, Guangxi, 541004, P.R.China

TEL: +86-773-2260519

FAX: +86-773-2260518

WEB: www.veirun.com



Scan and Login website
for more information

Rev.06/2013